


General information about company	
Scrip code	506042
Name of the company	PRABHU STEEL INDUSTRIES LIMITED
Whether company is SME	No
Class of Security	Equity Shares
Type of report	Quarterly
Quarter Ended / Half year ended/Date of Report (For Prelisting / Allotment)	30-06-2017
Date of allotment / extinguishment (in case Capital Restructuring selected) / Listing Date	
Shareholding pattern filed under	Regulation 31 (1) (b)



Sr. No.	Particular	Yes/No
1	Whether the Listed Entity has issued any partly paid up shares?	No
2	Whether the Listed Entity has issued any Convertible Securities ?	No
3	Whether the Listed Entity has issued any Warrants ?	No
4	Whether the Listed Entity has any shares against which depository receipts are issued?	No
5	Whether the Listed Entity has any shares in locked-in?	No
6	Whether any shares held by promoters are pledge or otherwise encumbered?	No
7	Whether company has equity shares with differential voting rights?	No



Table I - Summary Statement holding of specified securities

Category (I)	Category of shareholder (II)	Nos. Of shareholders (III)	No. of fully paid up equity shares held (IV)	No. Of Partly paid-up equity shares held (V)	No. Of shares underlying Depository Receipts (VI)	Total nos. shares held (VII) = (IV)+(V)+(VI)	Shareholding as a % of total no. of shares (calculated as per SCRR, 1957) (VIII) As a % of (A+B+C2)	Number of Voting Rights held in each class of securities (IX)			
								No of Voting (XIV) Rights			Total as a % of (A+B+C)
								Class eg: X	Class eg: y	Total	
(A)	Promoter & Promoter Group	8	307200			307200	42.85	307200		307200	42.85
(B)	Public	277	409800			409800	57.15	409800		409800	57.15
(C)	Non Promoter-Non Public										
(C1)	Shares underlying DRs										
(C2)	Shares held by Employee Trusts										
	Total	285	717000			717000	100	717000		717000	100



Table I - Summary Statement holding of specified securities

Category (I)	Category of shareholder (II)	No. Of Shares Underlying Outstanding convertible securities (X)	No. of Shares Underlying Outstanding Warrants (Xi)	No. Of Shares Underlying Outstanding convertible securities and No. Of Warrants (Xi) (a)	Shareholding , as a % assuming full conversion of convertible securities (as a percentage of diluted share capital) (XI)= (VII)+(X) As a % of (A+B+C2)	Number of Locked in shares (XII)		Number of Shares pledged or otherwise encumbered (XIII)		Number of equity shares held in dematerialized form (XIV)
						No. (a)	As a % of total Shares held (b)	No. (a)	As a % of total Shares held (b)	
(A)	Promoter & Promoter Group				42.85					159400
(B)	Public				57.15					0
(C)	Non Promoter-Non Public									
(C1)	Shares underlying DRs									
(C2)	Shares held by Employee Trusts									
	Total				100					159400




Table II - Statement showing shareholding pattern of the Promoter and Promoter Group

Sr.	Category & Name of the Shareholders (I)	Nos. Of shareholders (III)	No. of fully paid up equity shares held (IV)	No. Of Partly paid-up equity shares held (V)	No. Of shares underlying Depository Receipts (VI)	Total nos. shares held (VII) = (IV)+(V)+(VI)	Shareholding as a % of total no. of shares (calculated as per SCRR, 1957) (VIII) As a % of (A+B+C2)	Number of Voting Rights held in each class of securities (IX)			
								No of Voting (XIV) Rights			Total as a % of Total Voting rights
								Class eg: X	Class eg: y	Total	
A	Table II - Statement showing shareholding pattern of the Promoter and Promoter Group										
(1)	Indian										
(d)	Any Other (specify)	8	307200			307200	42.85	307200		307200	42.85
Sub-Total (A) (1)		8	307200			307200	42.85	307200		307200	42.85
(2)	Foreign										
Total Shareholding of Promoter and Promoter Group (A)= (A)(1)+(A)(2)		8	307200			307200	42.85	307200		307200	42.85
B	Table III - Statement showing shareholding pattern of the Public shareholder										
(1)	Institutions										
(3)	Non-institutions										
(a(i))	Individuals - i. Individual shareholders holding nominal share capital up to Rs. 2 lakhs.	275	377100			377100	52.59	377100		377100	52.59
(e)	Any Other (specify)	2	32700			32700	4.56	32700		32700	4.56
Sub-Total (B) (3)		277	409800			409800	57.15	409800		409800	57.15
Total Public Shareholding (B)=(B)(1)+(B)(2)+(B)(3)		277	409800			409800	57.15	409800		409800	57.15
C	Table IV - Statement showing shareholding pattern of the Non Promoter- Non Public shareholder										
Total (A+B+C2)		285	717000			717000	100	717000		717000	100
Total (A+B+C)		285	717000			717000	100	717000		717000	100




Table II - Statement showing shareholding pattern of the Promoter and Promoter Group									
Sr.	No. Of Shares Underlying Outstanding convertible securities (X)	No. of Shares Underlying Outstanding Warrants (Xi)	No. Of Shares Underlying Outstanding convertible securities and No. Of Warrants (Xi) (a)	Shareholding , as a % assuming full conversion of convertible securities (as a percentage of diluted share capital) (XI)= (VII)+(X) As a % of (A+B+C2)	Number of Locked in shares (XII)		Number of Shares pledged or otherwise encumbered (XIII)		Number of equity shares held in dematerialized form (XIV)
					No. (a)	As a % of total Shares held (b)	No. (a)	As a % of total Shares held (b)	
A	Table II - Statement showing shareholding pattern of the Promoter and Promoter Group								
(1)	Indian								
(d)				42.85					159400
Sub-Total (A) (1)				42.85					159400
(2)	Foreign								
Total Shareholding of Promoter and Promoter Group (A)= (A)(1)+(A)(2)				42.85					159400
B	Table III - Statement showing shareholding pattern of the Public shareholder								
(1)	Institutions								
(3)	Non-institutions								
(a(i))				52.59					0
(e)				4.56					0
Sub-Total (B) (3)				57.15					0
Total Public Shareholding (B)=(B)(1)+(B)(2)+(B)(3)				57.15					0
C	Table IV - Statement showing shareholding pattern of the Non Promoter- Non Public shareholder								
Total (A+B+C2)				100					159400
Total (A+B+C)				100					159400



Any Other (specify)

Serial No.	1	2	3	4	5	6	7
Category	Bodies Corporate	Director or Director's Relatives	Director or Director's Relatives	Director or Director's Relatives	Director or Director's Relatives	Director or Director's Relatives	Director or Director's Relatives
Name of the Shareholders (I)	HARIYANA METALS LTD.	DINESH AGRAWAL	ANITA AGARWAL	HARISH G AGARWAL	SURUCHI DINESH AGRAWAL	OM PRAKASH AHGARWAL	PREETIGANGARAM AGARWAL
PAN (II)		ABLPA5717E	AGJPA2253Q	ABUPA3505F	AAJPA5752E		
No. of the Shareholders (I)	1	1	1	1	1	1	1
No. of fully paid up equity shares held (IV)	60650	44050	45000	45350	45000	15100	51050
No. Of Partly paid-up equity shares held (V)							
No. Of shares underlying Depository Receipts (VI)							
Total nos. shares held (VII) = (IV)+ (V)+ (VI)	60650	44050	45000	45350	45000	15100	51050
Shareholding as a % of total no. of shares (calculated as per SCRR, 1957) (VIII) As a % of (A+B+C2)	8.46	6.14	6.28	6.32	6.28	2.11	7.12
Number of Voting Rights held in each class of securities (IX)							
Class eg: X	60650	44050	45000	45350	45000	15100	51050
Class eg: y							
Total	60650	44050	45000	45350	45000	15100	51050
Total as a % of Total Voting rights	8.46	6.14	6.28	6.32	6.28	2.11	7.12
No. Of Shares Underlying Outstanding convertible securities (X)							
No. of Shares Underlying Outstanding Warrants (Xi)							
No. Of Shares Underlying Outstanding convertible securities and No. Of Warrants (Xi) (a)							
Shareholding , as a % assuming full conversion of convertible securities (as a percentage of diluted share capital) (XI)= (VII)+(X) As a % of (A+B+C2)	8.46	6.14	6.28	6.32	6.28	2.11	7.12
Number of Locked in shares (XII)							
No. (a)							
As a % of total Shares held (b)							
Number of Shares pledged or otherwise encumbered (XIII)							
No. (a)							



As a % of total Shares held (b)							
Number of equity shares held in dematerialized form (XIV)	0	44050	45000	45350	25000	0	0
Reason for not providing PAN	3					4	5



Any Other (specify)

Serial No.	8	
Category	Director or Director's Relatives	Click here to go back
Name of the Shareholders (I)	RADHESHYAM AGARWAL	
PAN (II)		Total
No. of the Shareholders (I)	1	8
No. of fully paid up equity shares held (IV)	1000	307200
No. Of Partly paid-up equity shares held (V)		
No. Of shares underlying Depository Receipts (VI)		
Total nos. shares held (VII) = (IV)+ (V)+ (VI)	1000	307200
Shareholding as a % of total no. of shares (calculated as per SCRR, 1957) (VIII) As a % of (A+B+C2)	0.14	42.85
Number of Voting Rights held in each class of securities (IX)		
Class eg: X	1000	307200
Class eg:y		
Total	1000	307200
Total as a % of Total Voting rights	0.14	42.85
No. Of Shares Underlying Outstanding convertible securities (X)		
No. of Shares Underlying Outstanding Warrants (Xi)		
No. Of Shares Underlying Outstanding convertible securities and No. Of Warrants (Xi) (a)		
Shareholding , as a % assuming full conversion of convertible securities (as a percentage of diluted share capital) (XI)= (VII)+(X) As a % of (A+B+C2)	0.14	42.85
Number of Locked in shares (XII)		
No. (a)		
As a % of total Shares held (b)		
Number of Shares pledged or otherwise encumbered (XIII)		
No. (a)		
As a % of total Shares held (b)		
Number of equity	0	159400




shares held in dematerialized form (XIV)		
Reason for not providing PAN	6	



Text Block	
Textual Information(1)	PAN NOT AVAILABLE
Textual Information(2)	PAN NOT AVAILABLE
Textual Information(3)	PAN NOT AVAILABLE
Textual Information(4)	PAN NOT AVAILABLE




Individuals - i. Individual shareholders holding nominal share capital up to Rs. 2 lakhs.			
Serial No.	1	2	
Name of the Shareholders (I)	FALGUN C SHAH	SAYALI SAMEER DESHPANDE	Click here to go back
PAN (II)			Total
No. of fully paid up equity shares held (IV)	8800	11700	20500
No. Of Partly paid-up equity shares held (V)			
No. Of shares underlying Depository Receipts (VI)			
Total nos. shares held (VII) = (IV)+ (V)+ (VI)	8800	11700	20500
Shareholding as a % of total no. of shares (calculated as per SCRR, 1957) (VIII) As a % of (A+B+C2)	1.23	1.63	2.86
Number of Voting Rights held in each class of securities (IX)			
Class eg: X	8800	11700	20500
Class eg: y			
Total	8800	11700	20500
Total as a % of Total Voting rights	1.23	1.63	2.86
No. Of Shares Underlying Outstanding convertible securities (X)			
No. of Shares Underlying Outstanding Warrants (Xi)			
No. Of Shares - Underlying Outstanding convertible securities and No. Of Warrants (Xi) (a)			
Shareholding , as a % assuming full conversion of convertible securities (as a percentage of diluted share capital) (XI)= (VII)+(X) As a % of (A+B+C2)	1.23	1.63	2.86
Number of Locked in shares (XII)			
No. (a)			
As a % of total Shares held (b)			
Number of equity shares held in dematerialized form (XIV)	0	0	0
Reason for not providing PAN			
Reason for not providing PAN	Textual Information(1)	Textual Information(2)	




Text Block	
Textual Information(1)	PAN NOT AVAILABLE
Textual Information(2)	PAN NOT AVAILABLE



Any Other (specify)			
Serial No.	1	2	
Category	Bodies Corporate	Bodies Corporate	
Category / More than 1 percentage	Category	More than 1 percentage of shareholding	
Name of the Shareholders (I)		BALAJI BONDS & HOLDINGS LTD.	Click here to go back
PAN (II)			Total
No. of the Shareholders (I)	2	1	2
No. of fully paid up equity shares held (IV)	32700	29750	32700
No. Of Partly paid-up equity shares held (V)			
No. Of shares underlying Depository Receipts (VI)			
Total nos. shares held (VII) = (IV)+(V)+ (VI)	32700	29750	32700
Shareholding as a % of total no. of shares (calculated as per SCRR, 1957) (VIII) As a % of (A+B+C2)	4.56	4.15	4.56
Number of Voting Rights held in each class of securities (IX)			
Class eg: X	32700	29750	32700
Class eg: y			
Total	32700	29750	32700
Total as a % of Total Voting rights	4.56	4.15	4.56
No. Of Shares Underlying Outstanding convertible securities (X)			
No. of Shares Underlying Outstanding Warrants (Xi)			
No. Of Shares Underlying Outstanding convertible securities and No. Of Warrants (Xi) (a)			
Shareholding , as a % assuming full conversion of convertible securities (as a percentage of diluted share capital) (XI)= (VII)+(X) As a % of (A+B+C2)	4.56	4.15	4.56
Number of Locked in shares (XII)			
No. (a)			
As a % of total Shares held (b)			
Number of equity shares held in dematerialized form (XIV)	0	0	0



Reason for not providing PAN		
Reason for not providing PAN		Textual Information(1)



Text Block

Textual Information(1)

PAN NOT AVAILABLE

