

General information about company	
Scrip code	506042
NSE Symbol	
MSEI Symbol	
ISIN	INE821R01015
Name of the company	PRABHU STEEL INDUSTRIES LIMITED
Whether company is SME	No
Class of Security	Equity Shares
Type of report	Quarterly
Quarter Ended / Half year ended/Date of Report (For Prelisting / Allotment)	31-03-2019
Date of allotment / extinguishment (in case Capital Restructuring selected) / Listing Date	
Shareholding pattern filed under	Regulation 31 (1) (b)





Declaration					
Sr. No.	Particular	Yes/No	Promoter and Promoter Group	Public shareholder	Non Promoter-Non Public
1	Whether the Listed Entity has issued any partly paid up shares?	No	No	No	No
2	Whether the Listed Entity has issued any Convertible Securities ?	No	No	No	No
3	Whether the Listed Entity has issued any Warrants ?	No	No	No	No
4	Whether the Listed Entity has any shares against which depository receipts are issued?	No	No	No	No
5	Whether the Listed Entity has any shares in locked-in?	No	No	No	No
6	Whether any shares held by promoters are pledge or otherwise encumbered?	No	No		
7	Whether company has equity shares with differential voting rights?	No	No	No	No





**Table I - Summary Statement holding of specified securities**

Category (I)	Category of shareholder (II)	Nos. Of shareholders (III)	No. of fully paid up equity shares held (IV)	No. Of Partly paid-up equity shares held (V)	No. Of shares underlying Depository Receipts (VI)	Total nos. shares held (VII) = (IV)+ (V)+ (VI)	Shareholding as a % of total no. of shares (calculated as per SCRR, 1957) (VIII) As a % of (A+B+C2)	Number of Voting Rights held in each class of securities (IX)			Total as a % of (A+B+C)
								No of Voting (XIV) Rights			
								Class eg: X	Class eg:y	Total	
(A)	Promoter & Promoter Group	9	307200			307200	42.85	307200		307200	42.85
(B)	Public	277	409800			409800	57.15	409800		409800	57.15
(C)	Non Promoter-Non Public										
(C1)	Shares underlying DRs										
(C2)	Shares held by Employee Trusts										
	<b>Total</b>	<b>286</b>	<b>717000</b>			<b>717000</b>	<b>100</b>	<b>717000</b>		<b>717000</b>	<b>100</b>





**Table I - Summary Statement holding of specified securities**

Category (I)	Category of shareholder (II)	No. Of Shares Underlying Outstanding convertible securities (X)	No. of Shares Underlying Outstanding Warrants (Xi)	No. Of Shares Underlying Outstanding convertible securities and No. Of Warrants (Xi) (a)	Shareholding , as a % assuming full conversion of convertible securities ( as a percentage of diluted share capital) (XI)= (VII)+(X) As a % of (A+B+C2)	Number of Locked in shares (XII)		Number of Shares pledged or otherwise encumbered (XIII)		Number of equity shares held in dematerialized form (XIV)
						No. (a)	As a % of total Shares held (b)	No. (a)	As a % of total Shares held (b)	
(A)	Promoter & Promoter Group				42.85					210450
(B)	Public				57.15					0
(C)	Non Promoter-Non Public									
(C1)	Shares underlying DRs									
(C2)	Shares held by Employee Trusts									
	Total				100					210450





Table II - Statement showing shareholding pattern of the Promoter and Promoter Group											
Sr.	Category & Name of the Shareholders (I)	Nos. Of shareholders (III)	No. of fully paid up equity shares held (IV)	No. Of Partly paid-up equity shares held (V)	No. Of shares underlying Depository Receipts (VI)	Total nos. shares held (VII) = (IV)+(V)+(VI)	Shareholding as a % of total no. of shares (calculated as per SCRR, 1957) (VIII) As a % of (A+B+C2)	Number of Voting Rights held in each class of securities (IX)			
								No of Voting (XIV) Rights			Total as a % of Total Voting rights
								Class eg: X	Class eg:y	Total	
A	Table II - Statement showing shareholding pattern of the Promoter and Promoter Group										
(1)	Indian										
(d)	Any Other (specify)	9	307200			307200	42.85	307200		307200	42.85
Sub-Total (A) (1)		9	307200			307200	42.85	307200		307200	42.85
(2)	Foreign										
Total Shareholding of Promoter and Promoter Group (A)= (A)(1)+(A)(2)		9	307200			307200	42.85	307200		307200	42.85
B	Table III - Statement showing shareholding pattern of the Public shareholder										
(1)	Institutions										
(3)	Non-institutions										
(a(i))	Individuals - i. Individual shareholders holding nominal share capital up to Rs. 2 lakhs.	275	377100			377100	52.59	377100		377100	52.59
(e)	Any Other (specify)	2	32700			32700	4.56	32700		32700	4.56
Sub-Total (B) (3)		277	409800			409800	57.15	409800		409800	57.15
Total Public Shareholding (B)=(B)(1)+(B)(2)+(B)(3)		277	409800			409800	57.15	409800		409800	57.15
C	Table IV - Statement showing shareholding pattern of the Non Promoter- Non Public shareholder										
Total (A+B+C2)		286	717000			717000	100	717000		717000	100
Total (A+B+C)		286	717000			717000	100	717000		717000	100






Table II - Statement showing shareholding pattern of the Promoter and Promoter Group									
Sr.	No. Of Shares Underlying Outstanding convertible securities (X)	No. of Shares Underlying Outstanding Warrants (Xi)	No. Of Shares Underlying Outstanding convertible securities and No. Of Warrants (Xi) (a)	Shareholding , as a % assuming full conversion of convertible securities ( as a percentage of diluted share capital) (XI)= (VII)+(X) As a % of (A+B+C2)	Number of Locked in shares (XII)		Number of Shares pledged or otherwise encumbered (XIII)		Number of equity shares held in dematerialized form (XIV)
					No. (a)	As a % of total Shares held (b)	No. (a)	As a % of total Shares held (b)	
A	Table II - Statement showing shareholding pattern of the Promoter and Promoter Group								
(1)	Indian								
(d)				42.85					210450
Sub-Total (A) (1)				42.85					210450
(2)	Foreign								
Total Shareholding of Promoter and Promoter Group (A)= (A)(1)+(A)(2)				42.85					210450
B	Table III - Statement showing shareholding pattern of the Public shareholder								
(1)	Institutions								
(3)	Non-institutions								
(a(i))				52.59					0
(e)				4.56					0
Sub-Total (B) (3)				57.15					0
Total Public Shareholding (B)=(B)(1)+(B)(2)+(B)(3)				57.15					0
C	Table IV - Statement showing shareholding pattern of the Non Promoter- Non Public shareholder								
Total ( A+B+C2 )				100					210450
Total (A+B+C )				100					210450





Any Other (specify)							
Serial No.	1	2	3	4	5	6	7
Category	Bodies Corporate	Director or Director's Relatives	Director or Director's Relatives	Director or Director's Relatives	Director or Director's Relatives	Director or Director's Relatives	Director or Director's Relatives
Name of the Shareholders (I)	HARIYANA METALS LTD.	HARISH G AGARWAL	ANITA AGARWAL	DINESH AGRAWAL	OM PRAKASH AHGARWAL	PREETI GANGARAM AGRAWAL	SURUCHI DINESH AGRAWAL
PAN (II)	AAACH4175J	ABUPA3505F	AGJPA2253Q	ABLPA5717E	ABTPA7386I	ABLPA5716F	AAJPA5752E
No. of the Shareholders (1)	1	1	1	1	1	1	1
No. of fully paid up equity shares held (IV)	60650	45350	45000	44050	15100	51050	25000
No. Of Partly paid-up equity shares held (V)							
No. Of shares underlying Depository Receipts (VI)							
Total nos. shares held (VII) = (IV)+ (V)+ (VI)	60650	45350	45000	44050	15100	51050	25000
Shareholding as a % of total no. of shares (calculated as per SCRR, 1957) (VIII) As a % of (A+B+C2)	8.46	6.32	6.28	6.14	2.11	7.12	3.49
Number of Voting Rights held in each class of securities (IX)							
Class eg: X	60650	45350	45000	44050	15100	51050	25000
Class eg: y							
Total	60650	45350	45000	44050	15100	51050	25000
Total as a % of Total Voting rights	8.46	6.32	6.28	6.14	2.11	7.12	3.49
No. Of Shares Underlying Outstanding convertible securities (X)							
No. of Shares Underlying Outstanding Warrants (Xi)							
No. Of Shares Underlying Outstanding convertible securities and No. Of Warrants (Xi) (a)							
Shareholding , as a % assuming full conversion of convertible securities (as a percentage of diluted share capital) (XI)= (VII)+(X) As a % of (A+B+C2)	8.46	6.32	6.28	6.14	2.11	7.12	3.49
Number of Locked in shares (XII)							
No. (a)							
As a % of total Shares held (b)							
Number of Shares pledged or otherwise encumbered (XIII)							
No. (a)							




As a % of total Shares held (b)							
Number of equity shares held in dematerialized form (XIV)	0	45350	45000	44050	0	51050	25000
Reason for not providing PAN							
Reason for not providing PAN							
Shareholder type	Promoter Group	Promoter Group	Promoter Group	Promoter Group	Promoter Group	Promoter Group	Promoter Group





Any Other (specify)			
Serial No.	8	9	
Category	Director or Director's Relatives	Director or Director's Relatives	Click here to go back
Name of the Shareholders (I)	SURUCHI DINESH AGARWAL	RADHESHYAM AGARWAL	
PAN (II)	ZZZZZ9999Z	ABLPA5712B	Total
No. of the Shareholders (I)	1	1	9
No. of fully paid up equity shares held (IV)	20000	1000	307200
No. Of Partly paid-up equity shares held (V)			
No. Of shares underlying Depository Receipts (VI)			
Total nos. shares held (VII) = (IV)+ (V)+ (VI)	20000	1000	307200
Shareholding as a % of total no. of shares (calculated as per SCRR, 1957) (VIII) As a % of (A+B+C2)	2.79	0.14	42.85
Number of Voting Rights held in each class of securities (IX)			
Class eg: X	20000	1000	307200
Class eg: y			
Total	20000	1000	307200
Total as a % of Total Voting rights	2.79	0.14	42.85
No. Of Shares Underlying Outstanding convertible securities (X)			
No. of Shares Underlying Outstanding Warrants (Xi)			
No. Of Shares Underlying Outstanding convertible securities and No. Of Warrants (Xi) (a)			
Shareholding , as a % assuming full conversion of convertible securities (as a percentage of diluted share capital) (XI)= (VII)+(X) As a % of (A+B+C2)	2.79	0.14	42.85
Number of Locked in shares (XII)			
No. (a)			
As a % of total Shares held (b)			
Number of Shares pledged or otherwise encumbered (XIII)			
No. (a)			
As a % of total Shares held (b)			
Number of equity	0	0	210450





shares held in dematerialized form (XIV)			
Reason for not providing PAN			
Reason for not providing PAN	Textual Information(1)		
Shareholder type	Promoter Group	Promoter Group	





<b>Text Block</b>	
Textual Information(1)	KYC is not updated with RTA. KYC is in process





Individuals - i. Individual shareholders holding nominal share capital up to Rs. 2 lakhs.			
Serial No.	1	2	
Name of the Shareholders (I)	SAYALI SAMEER DESHPANDE	FALGUN C SHAH	<a href="#">Click here to go back</a>
PAN (II)	ZZZZZ9999Z	ZZZZZ9999Z	Total
No. of fully paid up equity shares held (IV)	11700	8800	20500
No. Of Partly paid-up equity shares held (V)			
No. Of shares underlying Depository Receipts (VI)			
Total nos. shares held (VII) = (IV)+ (V)+ (VI)	11700	8800	20500
Shareholding as a % of total no. of shares (calculated as per SCRR, 1957) (VIII) As a % of (A+B+C2)	1.63	1.23	2.86
Number of Voting Rights held in each class of securities (IX)			
Class eg: X	11700	8800	20500
Class eg: y			
Total	11700	8800	20500
Total as a % of Total Voting rights	1.63	1.23	2.86
No. Of Shares Underlying Outstanding convertible securities (X)			
No. of Shares Underlying Outstanding Warrants (Xi)			
No. Of Shares Underlying Outstanding convertible securities and No. Of Warrants (Xi) (a)			
Shareholding , as a % assuming full conversion of convertible securities (as a percentage of diluted share capital) (XI)= (VII)+(X) As a % of (A+B+C2)	1.63	1.23	2.86
Number of Locked in shares (XII)			
No. (a)			
As a % of total Shares held (b)			
Number of equity shares held in dematerialized form (XIV)	0	0	0
Reason for not providing PAN			
Reason for not providing PAN	Textual Information(1)	Textual Information(2)	






Text Block	
Textual Information(1)	PAN not available
Textual Information(2)	PAN not available





Any Other (specify)			
Serial No.	1	2	
Category	Bodies Corporate	Bodies Corporate	
Category / More than 1 percentage	Category	More than 1 percentage of shareholding	
Name of the Shareholders (I)		BALAJI BONDS & HOLDINGS LTD.	<a href="#">Click here to go back</a>
PAN (II)		ZZZZZ9999Z	Total
No. of the Shareholders (I)	2	1	2
No. of fully paid up equity shares held (IV)	32700	29750	32700
No. Of Partly paid-up equity shares held (V)			
No. Of shares underlying Depository Receipts (VI)			
Total nos. shares held (VII) = (IV)+ (V)+ (VI)	32700	29750	32700
Shareholding as a % of total no. of shares (calculated as per SCRR, 1957) (VIII) As a % of (A+B+C2)	4.56	4.15	4.56
Number of Voting Rights held in each class of securities (IX)			
Class eg: X	32700	29750	32700
Class eg: y			
Total	32700	29750	32700
Total as a % of Total Voting rights	4.56	4.15	4.56
No. Of Shares Underlying Outstanding convertible securities (X)			
No. of Shares Underlying Outstanding Warrants (Xi)			
No. Of Shares Underlying Outstanding convertible securities and No. Of Warrants (Xi) (a)			
Shareholding , as a % assuming full conversion of convertible securities (as a percentage of diluted share capital) (XI)= (VII)+(X) As a % of (A+B+C2)	4.56	4.15	4.56
Number of Locked in shares (XII)			
No. (a)			
As a % of total Shares held (b)			
Number of equity shares held in dematerialized form (XIV)	0	0	0





Reason for not providing PAN			
Reason for not providing PAN		Textual Information(1)	





Text Block	
Textual Information(1)	PAN Not available





